



STATE OF NORTH CAROLINA
DEPARTMENT OF TRANSPORTATION

PAT MCCRORY
GOVERNOR

ANTHONY J. TATA
SECRETARY

November 7, 2014

Addendum No. 1

Contract No.: 11438707

TIP No.: N/A

WBS No.: Various

Maintenance along NCDOT System Routes from South of the (Herbert C. Bonner Bridge) on NC 12 Over Oregon Inlet to the Hatteras Ferry Terminal

To Whom It May Concern:

Reference is made to the proposal and plans previously furnished for this project.

The following revision has been made to the proposal and plans:

Page No. 6, "Contract Time and Liquidated Damages" has been revised to include liquidated damages of **Two Hundred Fifty Dollars** per task. Please void existing Page No. 6 and staple revised Page No. 6 thereto.

Page No. 10, "2900 – Grass Mowing" has been revised to include the option of a "Strobe Light" under Equipment Requirements. Please void existing Page No. 10 and staple revised Page No. 10 thereto.

Page No. 21, "2909 – Manual Brush and Tree Control" has been revised to include 16' as the maximum clearing height required by the Contractor. Please void existing Page No. 21 and staple revised Page No. 21 thereto.

Page No. 23, "3102 – Removal of Hazards/Debris From The Right Of Way" has been revised to include two separate classifications of payment (Class "A" & Class "B"). The term Site has been defined as 150 LF. Please void existing Page No. 23 and staple revised Page No. 23 thereto.

Page No. 27, "3112 – Shoulder Maintenance/Reconstruction" has been revised to notify the Contractor that borrow material shall be hauled from the Buxton Maintenance Facility and 10 CY per SHM shall be used for estimating purposes. Please void existing Page No. 27 and staple revised Page No. 27 thereto.

Page No. 28, "3126 – Install Pipes" has been revised to include two separate classifications for payment (" ≤ 24 " & " > 24 "). Please void existing Page No. 28 and staple revised Page No. 28 thereto.

Page No. 32, "3250 – Install Replace/Ground Mounted Signs" has been revised to notify the Contractor that large overhead sign assemblies are not included in this contract. Please void existing Page No. 32 and staple revised Page No. 32 thereto.

Page No. 34, "Sign Size Table" has been revised to highlight the most commonly used sign sizes. Please void existing Page No. 34 and staple revised Page No. 34 thereto.

Page No. 74, "Bid Form" has been revised to update the pay items. Please void existing Page No. 74 and staple revised Page No. 74 thereto.

Please acknowledge receipt of Addendum #1 in the space provided on the Addendum Acknowledgement Form.

Pre Bid Roster is attached.

Sincerely,
DocuSigned by:



99A5A272ED6A447...

W. B. Hobbs, PE

Division Project Manager

WBH
Attachment

cc: S. D. Baker, PE
C. S. Mebane, PE
R. W. Midgett, PE
C. W. Bridgers, PE
A. W. Roper, PE

CONTRACT TIME AND LIQUIDATED DAMAGES:

(7-1-95) (Rev. 12-18-07)

108

REVISED 11/7/2014

SP1 G10 A

The date of availability for this contract is **January 1, 2015**.

The completion date for this contract is **December 31, 2015**.

Except where otherwise provided by the contract, observation periods required by the contract will not be a part of the work to be completed by the completion date and/or intermediate contract times stated in the contract. The acceptable completion of the observation periods that extend beyond the final completion date shall be a part of the work covered by the performance and payment bonds.

The Contractor shall submit his/her bid for one year. At the option of the Department, this contract may be extended for two (2) additional one (1) year periods (maximum three (3) Years total). The unit bid prices will be increased by three (3) percent for each one (1) year extension. No changes in the terms, conditions, etc. of this contract will be made when an extension to the contract is implemented. The Engineer will notify the Contractor in writing by October 1st if the contract may be extended. The Contractor must notify the Engineer in writing by October 15th of this acceptance or rejection of this offer. Failure on the part of the Contractor to reply will be perceived as a rejection of the contract extension.

The liquidated damages for this contract are **Five Hundred Dollars (\$ 500.00)** per calendar day.

Based on the completion date agreed upon by the Contract Administrator and the Contractor for each assigned work task, liquidated damages for each work task not completed by the completion date are **Two Hundred Fifty Dollars (\$250.00)** per calendar day.

INTERMEDIATE CONTRACT TIME NUMBER 1 AND LIQUIDATED DAMAGES:

The Contractor shall not perform any work on this project and/or alter the traffic flow during the following time restrictions:

DAY AND TIME RESTRICTIONS

MONDAY-FRIDAY FROM THIRTY (30) MINUTES BEFORE SUNSET
TO THIRTY (30) MINUTES AFTER SUNRISE THE FOLLOWING DAY

AND

SATURDAY FROM THIRTY (30) MINUTES BEFORE SUNSET
TO THIRTY (30) MINUTES AFTER SUNRISE THE FOLLOWING **MONDAY**

In addition, the Contractor shall not perform any work on this project and/or alter the traffic flow on or during holiday weekends, special events, or any other time when traffic is unusually heavy, including the following schedules:

HOLIDAY AND HOLIDAY WEEKEND WORK RESTRICTIONS

1. For **any event** that creates unusually high traffic volumes, as directed by the Engineer.
2. For **New Year's Day**, between the hours of 30 minutes before sunset. December 31st until 30 minutes after sunrise January 2nd. If New Year's Day is on Saturday or Sunday, then until 30 minutes after sunrise the following Tuesday.

2900 - GRASS MOWING:**REVISED 11/7/2014****Description**

Mow shoulders and ditch slopes within the right of way of the designated primary and secondary routes to a height of six inches. Perform mowing in a neat, workmanlike manner. Gapped or rolled down, uncut areas will not be considered acceptable.

The mowing pattern along each roadway shall be determined by the Engineer. Routine mowing includes the mowing of sight distance areas at intersections and along curves. Typical mowing patterns are included herein.

The number of anticipated mowing cycles is an estimate only and may be increased or decreased by the Engineer due to budgetary constraints or weather conditions.

System	Road Miles	# of Cycles
Primary	44	5
Secondary	31	5

During the course of the contract, routes may be added to or deleted from the contract. For routes added to the contract, actual mileage will be used for measurement and payment.

The Department may elect to use growth regulators/retardants on some sections of roadway. These sections will be identified to the prospective bidders at the Pre-Bid Conference. Generally, the need for mowing of these sections will be reduced. No payment will be made for mowing these sections unless mowing is specifically authorized by the Engineer.

All work shall be subject to inspection by the Engineer at any time. Routinely, the Engineer will make inspections of the completed work. It will be the responsibility of the Contractor to keep the Engineer informed of their proposed work plan and to submit reports of work accomplished on a weekly basis, unless otherwise directed.

Equipment Requirements

No sickle mowers are allowed and no rotary mowers are allowed within 5' of the edge of pavement, unless otherwise approved by the Engineer.

Tractors/Mowers shall be equipped to conform to the current Occupational Safety Health Act standards. Tractors/Mowers shall also be equipped with a minimum of two (2) outside blinking amber lights, visible from both directions, and one (1) top of the cab mounted amber rotating light or strobe light, visible from both directions. The Contractor must furnish, mount and maintain a "Caution Mower" sign on the rear of each mower.

Intermediate Contract Times (ICT's)

The following availability and completion dates apply to the various mowing cycles in the contract. A cycle shall be considered complete when all primary and secondary routes have been mowed. The following table shows the intermediate contract times for each of the five cycles for the first year of the contract and two optional extensions.

Cycle #	Availability Date	Completion Date
1	April 13, 2015	May 24, 2015
2	May 25, 2015	July 5, 2015
3	July 6, 2014	August 16, 2015
4	August 17, 2015	September 27, 2015

2909 – MANUAL BRUSH AND TREE CONTROL:

REVISED 11/7/2014

Description

Manually cut and remove large brush and trees from the right of way. Areas to be cut shall not exceed 16' in height.

Materials

No materials are required for this item.

Construction Methods

Use chain saws, poles saws and manually powered cutters to remove vegetation identified or approved by the Department. Dispose of vegetation in accordance with Section 802 of the *Standard Specifications*. Landfill tipping fees to be paid by the Contractor.

Non-emergency Response Time and Target Production Rate

Begin work assigned under this item within fourteen (14) consecutive calendar days of assignment. Failure to begin work within fourteen (14) consecutive calendar days will result in liquidated damages of **One Hundred Dollars (\$100.00)** per calendar day until work begins.

Once work begins, the average target production rate is 300 LF per day.

Measurement and Payment

Manual Brush and Tree Control will be measured and paid in linear feet, measured adjacent to the completed and accepted work. Such price includes, but is not limited to furnishing all equipment, tools and labor necessary to complete the work.

Payment will be made under:

Pay Item	Pay Unit
Manual Brush and Tree Control	LF

2912 - BRUSH AND TREE CONTROL/MECHANICAL/OTHER:**Description**

Mechanically cut large brush and woody vegetation within the right of way.

Materials

No materials are required for this item.

Construction Methods

Use mechanical cutters mounted on extension arms or other approved equipment to remove vegetation identified or approved by the Department.

Non-emergency Response Time and Target Production Rate

Begin work assigned under this item within fourteen (14) consecutive calendar days of assignment. Failure to begin work within fourteen (14) consecutive calendar days will result in liquidated damages of **One Hundred Dollars (\$100.00)** per calendar day until work begins.

Once work begins, the average target production rate is 2 SHM per day.

Measurement and Payment

3102 – REMOVAL OF HAZARDS/DEBRIS FROM THE RIGHT OF WAY:**Description**

Remove and dispose of debris in the right of way.

Materials

No materials are required for this item.

Construction Methods

Remove hazards identified or approved by the Department, including but not limited to fallen trees, large tree limbs, truck tire treads, large dead animals (deer, large dogs), etc. Dispose of all collected items in accordance with Section 802 of the *Standard Specifications*. Landfill tipping fees to be paid by the Contractor. Contractor will be required to recycle all recyclable items.

Response Time and Target Production Rate

Begin work assigned under this item within four (4) hours of notification. Failure to begin work within four (4) hours of notification will result in liquidated damages of **One Hundred Dollars (\$100.00)** per hour day until work begins.

This item is not subject to payment for emergency mobilization.

No target production rate is established for this item.

Measurement and Payment

Removal of Hazards/Debris from Right of Way will be measured and paid per each (site) for completed and accepted work. Hazards/debris separated by more than 150 LF will constitute a separate site. Such price includes, but is not limited to landfill tipping fees and furnishing all equipment, tools and labor necessary to complete the work.

Class A – Minimal Equipment Required (e.g., Pick-up, Small Dump Truck, Flatbed Truck, etc.)

Class B – Heavy Equipment Required (e.g., Loader, Backhoe, Grader, etc.)

Payment will be made under:

Pay Item	Pay Unit
Removal of Hazards/Debris from Right of Way (Class A)	EA
Removal of Hazards/Debris from Right of Way (Class B)	EA

REVISED 11/7/2014

3112 – SHOULDER MAINTENANCE/RECONSTRUCTION:**Description**

Repair, maintain and reshape unpaved shoulders.

Materials

All materials, including but not limited to borrow material, incidental stone, seed, fertilizer, straw mulch, stone, temporary silt fence, wattles and erosion control matting to be supplied by the Department.

Construction Methods

Repair, maintain and reshape unpaved shoulders on assigned routes. Haul and place borrow material as needed. For estimating purposes assume 10 CY borrow per SHM. Borrow material shall be hauled from the Buxton Maintenance facility. Install erosion control devices in accordance with Division 16 of the *Standard Specifications* and *Standard Drawings* and perform minor seeding and mulching. Place stone in mailbox turnouts and driveways. Dispose of excess material in accordance with Section 802 of the *Standard Specifications*.

Non-emergency Response Time and Target Production Rate

Begin work assigned under this item within fourteen (14) consecutive calendar days of assignment. Failure to begin work within fourteen (14) consecutive calendar days will result in liquidated damages of **One Hundred Dollars (\$100.00)** per calendar day until work begins.

Once work begins, the average target production rate is 2 SHM per day.

Measurement and Payment

Shoulder Maintenance/Reconstruction will be measured and paid in shoulder miles measured adjacent to the completed and accepted work. Such price includes, but is not limited to furnishing all equipment, tools and labor necessary to complete the work.

Payment will be made under:

Pay Item	Pay Unit
Shoulder Maintenance/Reconstruction	SHM

3126 – INSTALL PIPES (<= 48”):**Description**

Install and/or replace pipe culverts less than 48" in diameter.

Materials

All materials, including but not limited to pipe, borrow material, foundation conditioning material, aggregate base course, seed, fertilizer, straw mulch, stone, temporary silt fence, wattles and erosion control matting to be supplied by the Department.

Construction Methods

Install and/or replace pipe culverts less than 48" in diameter, supplied by the Department. If pavement is present, perform pavement removal in accordance with Section 250 of the *Standard Specifications*. Excavate, remove and dispose of old pipe and excess material, place backfill and aggregate base course in accordance the Sections 300 and 520 of the *Standard Specifications*. Install erosion control devices in accordance with Division 16 of the *Standard Specifications* and *Standard Drawings* and perform minor seeding and mulching. Dispose of excess material in accordance with Section 802 of the *Standard Specifications*. The Department will obtain all environmental permits.

Non-emergency Response Time and Target Production Rate

Driveway Pipes: Begin work assigned under this item within three (3) consecutive calendar days of assignment. Failure to begin work within three (3) consecutive calendar days will result in liquidated damages of **One Hundred Dollars (\$100.00)** per calendar day until work begins.

Non-Driveway Pipes: Begin work assigned under this item within fourteen (14) consecutive calendar days of assignment. Failure to begin work within fourteen (14) consecutive calendar days will result in liquidated damages of **One Hundred Dollars (\$100.00)** per calendar day until work begins.

Once work begins, the average target production rate is 60 LF per day.

Measurement and Payment

Install Pipes will be measured and paid as the actual number of linear feet of pipe that has been incorporated into the completed and accepted work. Measurement of pipe will be made by counting the number of joints used and multiplying by the length of the joints to obtain the number of linear feet. Measurements of partial joints will be made along the longest length of the partial joint to the nearest 0.1 ft.

Payment will be made under:

Pay Item	Pay Unit
Install Pipes (<=24")	LF
Install Pipes (>24")	LF

REVISED 11/7/2014

3250 – INSTALL/REPLACE GROUND MOUNTED SIGNS:**Description**

Install and/or replace ground mounted signs, sign assemblies, overlays and delineators as directed. **Large overhead sign assemblies are not included in this contract.**

Materials

Signs, posts and other materials to be supplied by the Department.

Construction Methods

Perform all work in accordance with Section 904 of the *Standard Specifications*.

Response Time and Target Production Rate

Stop/Yield Signs: Begin work assigned under this item within four (4) hours of notification. Failure to begin work within four (4) hours of notification will result in liquidated damages of **One Hundred Dollars (\$100.00)** per hour until work begins. Emergency mobilization will be paid for each mobilization required to replace a stop or yield sign. If multiple stop/yield signs are replaced in the same trip, only one emergency mobilization will be paid.

All Other Signs: Begin work assigned under this item within seven (7) consecutive calendar days of assignment. Failure to begin work within seven (7) consecutive calendar days will result in liquidated damages of **One Hundred Dollars (\$100.00)** per calendar day until work begins.

No target production rate is established for this item.

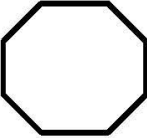


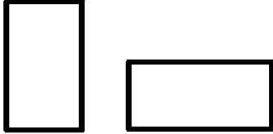



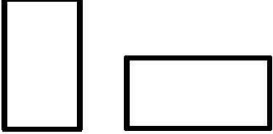
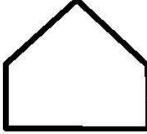

Measurement and Payment

Install/Replace Ground Mounted Signs will be measured and paid in square feet based on the nominal dimensions of the signs installed or replaced and accepted. Such price includes, but is not limited to furnishing all equipment, tools and labor necessary to complete the work.

Payment will be made under:

Pay Item	Pay Unit
Install/Replace Ground Mounted Signs	SF

Sign Size Calculator

REGULATORY	WARNING	GUIDE
		
Sign Size (in x in) Square Feet	Sign Size (in x in) Square Feet	Sign Size (in x in) Square Feet
30 x 30 = 6.25	18 x 18 = 2.25	24 x 24 = 4.00
36 x 36 = 9.00	30 x 30 = 6.25	36 x 36 = 9.00
48 x 48 = 16.00	36 x 36 = 9.00	
	48 x 48 = 16.00	
		Sign Size (in x in) Square Feet
Sign Size (in x in x in) Square Feet	Sign Size (in. dia.) Square Feet	18 x 9 = 1.13
36 x 36 x 36 = 3.9	36 7.07	21 x 9 = 1.31
48 x 48 x 48 = 6.92		21 x 15 = 2.19
60 x 60 x 60 = 10.83		24 x 12 = 2.00
	Sign Size (in x in x in) Square Feet	24 x 24 = 4.00
Sign Size (in x in) Square Feet	36 x 48 x 48 = 5.56	30 x 15 = 3.13
12 x 18 = 1.50		30 x 24 = 5.00
18 x 24 = 3.00	Sign Size (in x in) Square Feet	30 x 30 = 6.25
24 x 24 = 4.00	30 x 30 = 6.25	36 x 18 = 4.50
24 x 30 = 5.00	36 x 36 = 9.00	36 x 36 = 9.00
30 x 30 = 6.25		
30 x 36 = 7.50	Sign Size (in x in) Square Feet	
30 x 42 = 8.75	12 x 36 = 3.00	
36 x 12 = 3.00	18 x 18 = 2.25	
36 x 24 = 6.00	18 x 24 = 3.00	
36 x 36 = 9.00	24 x 24 = 4.00	
36 x 42 = 10.50	24 x 30 = 5.00	
36 x 45 = 11.25	30 x 36 = 7.50	
36 x 48 = 12.00	48 x 24 = 8.00	
	48 x 60 = 20.00	

MOST COMMONLY USED SIGN SIZES ARE HIGHLIGHTED IN YELLOW

**North Carolina Department of Transportation
BID FORM**

WBS Number: 11438707

Counties: Dare

**Description: Contract Maintenance Along NCDOT System Routes From South Of The (Herbert C.
Bonner Bridge) On NC 12 Over Oregon Inlet To The Hatteras Ferry Terminal**

LINE	SECT	DESCRIPTION	QUANTITY	UNIT	UNIT PRICE	AMOUNT BID
1	N/A	EMERGENCY MOBILIZATION	10	EA		
2	2816	ASPHALT PAVEMENT REPAIR / PATCHING	100	SY		
3	2900	GRASS MOWING - PRIMARY ROUTES	489	SHM		
4	2900	GRASS MOWING - SECONDARY ROUTES	309	SHM		
5	2909	MANUAL BRUSH AND TREE CONTROL	15,840	LF		
6	2912	BRUSH AND TREE CONTROL / MECHANICAL / OTHER	20	SHM		
7	2914	VEGETATION MANANGEMENT AT STATIONARY OBJECTS	1,500	LF		
8	3102	REMOVAL OF HAZARDS / DEBRIS FROM R/W (CLASS A)	50	EA		
9	3102	REMOVAL OF HAZARDS / DEBRIS FROM R/W (CLASS B)	50	EA		
10	3104	LITTER REMOVAL	20	SHM		
11	3106	BAGGED LITTER PICKUP	75	EA		
12	3108	DRAINAGE DITCH MAINTENANCE	8	SHM		
13	3112	SHOULDER MAINTENANCE / RECONSTRUCTION	5	SHM		
14	3126	INSTALL PIPES (<= 24")	40	LF		
15	3126	INSTALL PIPES (> 24")	20	LF		
16	3130	INSTALL/MAINTAIN/REPAIR OF MISC. DRAINAGE STRUCTURES	15	EA		
17	3132	SWEEP/WASH ROADWAY	10	SHM		
18	3244	MAINTENANCE TRAFFIC CONTROL	200	HR		
19	3250	INSTALL/REPLACE GROUND MOUNTED SIGNS	1,600	SF		
20	3252	REPAIR GROUND MOUNTED SIGNS	120	EA		

Division One Mandatory Pre-Bid Meeting

Ocracoke & Hatteras Maintenance Pre-Bid

6/26/2006

NAME	COMPANY	EMAIL ADDRESS	PHONE	SIGNATURE
Vladyslav	SMA Construction	vrybby@gmail.com	252 564 8496	
Henry	Facility services corp Triangle maintenance	trimaint@gmail.com	336 287 4710	
Amy Johnson	Lighthouse contracting	amykismet@embarqmail.com	919 740 1251	Amy Johnson
Darren Burras	Cape Dredging inc	Darrend@CapeDredging.com	252 475 0663	Darren Burras
Al Okubo	F&H Land Development	FandH Land Development TLCWORKS3PGMAIL.COM	252 473 8501	Al Okubo
JAMES BAREFOOT	TLC WORKS	TLCWORKS3PGMAIL.COM TLCB@GMAIL.COM	919 207 2270	James Barefoot
Rick Blockman	TRIANGLE GRADES & PAVERS	RBlockman@TRIANGLE gradespavers.com	770-715-4083	
Steve Pecaut	CAROLINA MARINE STRUCTURE	chris@carolinamarinestructures.com	252.413.2155	
STERLING BAKER	NCDOT	sbaker@ncdot.gov	252-482-7116	
RIC FAUCNBER	SEP		252-942-5410	
EUGENE SEXTON	NCDOT	esexton@ncdot.gov	252-473-2990	Eugene Sexton
Ricky Brake	Burnhill Contracting Co.	Rbrake@burnhillcontracting.com	252 261-2207 Ext 223	Ricky Brake
Barry Lum	Lum Construction	BarryLum10@gmail.com	252 489 8406	Barry Lum
Jon KEMER	CUSTOM TREE CARE	CUSTOMTREETCARELLC@gmail.com	252 305 4215	
Ryan Shook	NCDOT	rishook@ncdot.gov	252-482-1871	
C. SLACHTA	NCDOT	CSLACHTA@NCDOT.GOV	252-482-1872	

BARRY HOBBS

NCDOT

BHOBBS@NCDOT.GOV

252-482-1862

